



**Ponoka Christian School
Annual Education Results Report
2024 – 2025**



Accountability Statement

The Annual Educational Results Report for Ponoka Christian School Society for the 2024-2025 school year was prepared under the direction of the Board of Directors in accordance with the responsibilities under the Private Schools Regulation and Ministerial Grants Regulation. The Board is committed to using the results in this report, to the best of its abilities, to improve the outcomes of students and to ensure that all students in the school authority can acquire the knowledge, skills and attitudes they need to be successful and contributing members of society. The Annual Educational Results Report for 2024/2025 was approved by the Board on November 20, 2025.

The completion of this report will be announced in our November Society Newsletter and meeting. Parents and society members will be invited to pick up the report in the school office or access the report at our website, www.ponokachristianschool.com. We encourage Ponoka Christian School Society members to attend the Fall general meeting to obtain a more complete report on the state of the school.

Message from the Board Chair:

On behalf of the Board of Directors at Ponoka Christian School, I am pleased to share that our school continues to flourish. As we move through the 2025-2026 school year, we are blessed to have once again filled all staff positions with talented, committed individuals who serve our students with excellence.

Enrollment remains strong and steady. While a few families have relocated, we are grateful to welcome new families who share in our vision and mission. This ongoing stability reflects the strength and unity of our school community.

As a board, we are truly thankful to serve such a dedicated and supportive society. Ponoka Christian School is a *parental-choice school*, and it is a privilege to provide families with the opportunity to choose a Christ-centered education for their children. The encouragement, appreciation, and partnership we receive from parents is invaluable. Their volunteer efforts continue to enrich school life in countless meaningful ways.

Our staff remains unwavering in their commitment to delivering high-quality education rooted in Christian values, supporting students as they grow academically, spiritually, and personally.

We are also deeply grateful for the continued support of Alberta Education and the Alberta government, whose recognition of parental choice in education allows families to select the learning environment that aligns with their values. Their partnership plays an essential role in helping us fulfill our mission.

It is our sincere hope and prayer that Ponoka Christian School will continue to shine as a beacon of faith-based education in our community. With the steadfast support of our parents, our staff, and our provincial government, we look ahead to the future with confidence and gratitude for God's ongoing blessings.

Thank you very much,

Aaron Horne, Board Chair, Ponoka Christian School Society

Ponoka Christian School History and Profile

Ponoka Christian School (PCS) was founded in 1984 to offer an education delivered from a Christian perspective. PCS is a parent-governed independent school serving parents and students from Protestant Christian denominations with a large percentage of families attending the two Reformed churches in Ponoka County. Students attending PCS come from the Town of Ponoka, County of Ponoka, and Maskwacis. The school offers ECS to Grade Nine programs, following the Alberta Education Program of Studies. Junior high students also receive various complementary classes (options) as well which includes foods, dairy farming, auto mechanics, and woodworking. All teachers are certified by Alberta Education.

Ponoka Christian School Society is affiliated with the following support organizations:

- Association of Independent Schools and Colleges of Alberta (AISCA). They provide independent school support, teacher and leadership support as well. They also negotiate energy supply purchases.
- The Prairie Centre for Christian Education (PCCE) provides curriculum support as well as board, teacher, and leadership support as well. They also offer consultation services and faith-based school reviews as well.
- Christian Education Benefit Solutions provides support for staff pensions, health and insurance benefits.
- Christian Schools Canada provides leadership support.
- Christian Schools International (CSI) provides Bible curriculum support.
- Christian School Foundation provides financial services concerning independent school endowment and sustainability funds.
- PCS also works very closely with Lacombe Christian School, Rimbey Christian School, and Central Alberta Christian High School.

The PCS society is governed by a constitution and bylaws which are administered by the Board of Directors. The Board of Directors is a body of elected officials who serve a three-year term. The Board has the following committees: Education, Finance, Facilities, Transportation, and Development.

During the 2024-2025 school year our school had two student identifying as First Nations, Metis, or Inuit who participated in the Provincial Achievement Exams.

Ponoka Christian School has about 150 students in pre-kindergarten through grade nine, ten teachers, four educational assistants, music teacher, librarian, administrative assistant, and business administrator.

Foundational Statements

Mission Statement: “Educating our children Together with Home and Church to know the Lordship of Christ.”

Vision Statement: “We, the Society of Ponoka Christian School, believe that home, church, and school form a partnership, standing firm on the Word of God, to prepare children for a life of Christian wisdom and discipleship.”

Mandate: Ponoka Christian School is an interdenominational Christian school community which exists for the following principles:

- To encourage each member of the Ponoka Christian School community to commit to Jesus Christ and to grow in that relationship.
- To help the students develop for themselves and to live out a Christian view of the world by integrating life and studies with the Bible.
- To promote curriculum and diverse teaching methods to nurture the whole child in his/her abilities and gifts for God’s service in the world.
- To educate children for a life of responsibility and responsive discipleship in Christ, that is to promote the healing of a broken relationship between God and man and creation.

In the next three years (and longer), Ponoka Christian School will continue to provide an environment where students will be taught about their world through the eyes of faith. They will continue to be educated as directed by parents, in conformity to the requirements of the province, and under the primary directive of obedience to the Word of God.

Stakeholder Engagement

During the 2024-2025 school year, our stakeholders engaged in the Education Plan (EP) and the Annual Educational Results Report (AERR) during staff meetings, Education Committee Meetings, Finance Committee Meetings, and Board of Director Meetings. Further engagement with the Ponoka Christian School Society took place in the November and May Society Meetings.

Ponoka Christian School is a parent driven school with a high level of engagement on the Board of Directors and various committees (Education, Finance, Transportation, Development, Facilities, Library, Special Events, and Fundraising). It is our goal to have parental involvement which can include committee work or volunteer assistance in the classrooms.

Summary of Accomplishments

Ponoka Christian School continues to place an emphasis on all instruction being taught from a Biblical Christian perspective. The staff attended the Prairie Centre for Christian Education Teacher’s Convention in October 2025. The Vice Principal attended a TtT coaching seminar to learn how to coach and supervise teaching staff to promote an integration of Christian perspective in educational outcomes. The Teaching for Transformation model was created by PCCE and works well with our vision and mission statement. It is our goal that all students gain an excellent Biblical foundation through their learning of all the curriculum. We don’t want our students to only have an acquisition of knowledge but want to see the formation and transformation through the application of what was learned.

The theme of the 2025-2026 school year is to go deeper with the second half of the PCCE TtT

throughlines (Community Building, God Worshipper, Servant Worker, Earth Keeper, Justice Seeker, and Order Discoverer). Our school will host all school chapels where these themes are presented to the student body. One goal for the 2025-2026 school year is to spend more time in the classroom unpacking each of these themes with various activities.

Ponoka Christian School continues to focus on our student reading programs. Students are assessed at the beginning of the school year by using diagnostic tools provided by Alberta Education. Students in grades one through five are tested in November, March and June using Fountas and Pinnel reading assessments. Students in grades six through grade nine are evaluated using the Gates McGinty assessment in September and June.

Ponoka Christian School continues to place an emphasis on junior high options courses. Our grade eight and nine students continue to attend woodworking classes at Central Alberta Christian High School in Lacombe. Students in grades seven and eight also have taken art, foods, sewing, athletics, outdoor education, dairy science, auto mechanics, and other classes.

Our students have excelled with the after school athletic programs offered at PCS. Last year we offered two girls teams and three boys teams for volleyball. We also had two boys teams and one girls team for basketball. We also had much enthusiasm for cross country this year and won a Wolf Creek "J" banner. The ultimate goal of our extracurricular sports program is to encourage teamwork and build student ability so they can potentially play in high school programs. Many of our former students have had successful opportunities at Central Alberta Christian High School.

During the 2024-2025 school year, PCS held its first "Celebration of Learning" where students would present to parents and guests about their learning in their classrooms. The PCS staff also spent professional development hours focusing on the creation of the celebration of learning. The staff have already started the creation of their storyboards in their classrooms for the 2025-2026 school year.

Academics is another area of accomplishment for our school. We hired a math teacher for the 2024-2025 school year to help with math instruction. This allowed our school to have single grade instruction for math. We also increased the study hall time for students before the PATs were administered. Many students were eager to have the extra review time after school. Ponoka Christian School also increased math instructional time to the school day to ensure curriculum outcomes could be properly taught.

Trends and Issues

Staffing has become a challenge. We had to hire three teachers for the 2025-2026 school year due to a maternity leave, staff changing schools and splitting apart the grade 8/9 classroom into separate classes. Finding qualified teachers who are Christian can be a challenge during a province wide teacher shortage. We continue to employ a part time math teacher to help with math instruction. We started a strategy with the other local Christian schools to make presentations at Christian universities that have education programs. These programs include: Dordt College, Redeemer College, Trinity Western University, The King's University, with the aim to build relationships with the undergraduates attending the Education degree programs. The PCS principal attended job fairs at Dordt University (Iowa) and Trinity Western University (British Columbia) last year.

The new access in 2023-2024 to Transportation Grant funding for Independent schools has been welcomed by our school community.

Ponoka Christian School now fully utilizes PowerSchool for teachers and will be including parent portals after the first academic term for 2025-2026.

The Elections Alberta Citizen Initiative Petition to end government funding for Independent schools is a new challenge for our school. Our school strongly believes in parental choice in education and hopes that this petition will not materialize.

Fall 2025 Required Alberta Education and Childcare Assurance Measures Overall Summary

Assurance Domain	Measure	Ponoka Christian Sch Soc			Alberta			Measure Evaluation		
		Current Result	Prev Year Result	Prev 3 Year Average	Current Result	Prev Year Result	Prev 3 Year Average	Achievement	Improvement	Overall
Student Growth and Achievement	Student Learning Engagement	93.5	87.7	85.9	83.9	83.7	84.4	Very High	Improved	Excellent
	Citizenship	96.4	95.4	95.1	79.8	79.4	80.4	Very High	Maintained	Excellent
	3-year High School Completion	n/a	n/a	n/a	81.4	80.4	81.4	n/a	n/a	n/a
	5-year High School Completion	n/a	n/a	n/a	87.1	88.1	87.9	n/a	n/a	n/a
	PAT9: Acceptable	83.8	87.5	82.6	62.5	62.5	62.6	Very High	Maintained	Excellent
	PAT9: Excellence	12.2	4.2	4.7	15.6	15.4	15.5	Low	Maintained	Issue
	Diploma: Acceptable	n/a	n/a	n/a	82.0	81.5	80.9	n/a	n/a	n/a
	Diploma: Excellence	n/a	n/a	n/a	23.0	22.6	21.9	n/a	n/a	n/a
Teaching & Leading	Education Quality	96.4	95.4	95.5	87.7	87.6	88.2	Very High	Maintained	Excellent
Learning Supports	Welcoming, Caring, Respectful and Safe Learning Environments (WCRSLE)	97.2	95.8	96.2	84.4	84.0	84.9	Very High	Maintained	Excellent
	Access to Supports and Services	93.0	95.3	94.1	80.1	79.9	80.7	Very High	Maintained	Excellent
Governance	Parental Involvement	98.8	99.0	99.7	80.0	79.5	79.1	Very High	Maintained	Excellent

- Notes:
1. Data values have been suppressed where the number of respondents/students is fewer than 6. Suppression is marked with an asterisk (*).
 2. Caution should be used when interpreting high school completion rate results over time, as participation in the 2019/20 to 2021/22 Diploma Exams was impacted by the COVID-19 pandemic. In the absence of Diploma Exams, achievement level of diploma courses were determined solely by school-awarded marks.
 3. Aggregated Grade 9 PAT results are based upon a weighted average of percent meeting standards (Acceptable, Excellence). The weights are the number of students enrolled in each Grade 9 course. Courses included: English Language Arts (Grades 9, 9 KAE), Français (9e année), French Language Arts (9e année), Mathematics (Grades 9, 9 KAE), Science (Grades 9, 9 KAE), Social Studies (Grades 9, 9 KAE).
 4. Aggregated Diploma results are a weighted average of percent meeting standards (Acceptable, Excellence) on Diploma Examinations. The weights are the number of students writing the Diploma Exam for each course. Courses included: English Language Arts 30-1, English Language Arts 30-2, French Language Arts 30-1, Français 30-1, Mathematics 30-1, Mathematics 30-2, Chemistry 30, Physics 30, Biology 30, Science 30, Social Studies 30-1, Social Studies 30-2.
 5. Participation in the PATs and Diploma Exams was impacted by the COVID-19 pandemic from 2020/21 to 2021/22. School years 2020/21 and 2021/22 are not included in the rolling 3-year average. Caution should be used when interpreting trends over time.
 6. Participation in the PATs was impacted by wildfires in 2022/23 and 2023/24 and participation in Diploma Exams was impacted by wildfires in 2022/23. Caution should be used when interpreting trends over time for the province and those school authorities affected by these events.
 7. Security breaches occurred over the last few days of the 2021/22 PAT administration window. Students most likely impacted by these security breaches have been excluded from the provincial cohort. All students have been included in school and school authority reporting. Caution should be used when interpreting these results.

Fall 2025 Supplemental Alberta Education and Childcare Assurance Measures Overall Summary

Measure	Ponoka Christian Sch Soc			Alberta			Measure Evaluation		
	Current Result	Prev Year Result	Prev 3 Year Average	Current Result	Prev Year Result	Prev 3 Year Average	Achievement	Improvement	Overall
Diploma Exam Participation Rate (4+ Exams)	n/a	n/a	n/a	54.5	52.7	52.7	n/a	n/a	n/a
Drop Out Rate	0.0	*	0.0	2.4	2.5	2.4	Very High	Maintained	Excellent
In-Service Jurisdiction Needs	96.0	100.0	92.4	81.7	81.1	82.3	Very High	Maintained	Excellent
Lifelong Learning	91.7	98.8	99.6	80.8	79.9	80.4	Very High	Declined	Good
Program of Studies	91.9	89.9	83.8	83.0	82.8	82.9	Very High	Improved	Excellent
Program of Studies - At Risk Students	92.5	93.9	93.5	80.5	80.6	81.2	Very High	Maintained	Excellent
Rutherford Scholarship Eligibility Rate	n/a	n/a	n/a	69.4	70.7	70.9	n/a	n/a	n/a
Safe and Caring	97.3	96.5	96.9	87.3	87.1	87.8	Very High	Maintained	Excellent
Satisfaction with Program Access	93.5	94.0	89.2	72.1	71.9	72.5	Very High	Improved	Excellent
School Improvement	99.8	95.5	96.0	76.6	75.8	75.1	Very High	Improved Significantly	Excellent
Transition Rate (6 yr)	n/a	n/a	n/a	59.9	60.1	60.0	n/a	n/a	n/a
Work Preparation	92.0	98.2	99.4	83.7	82.8	83.6	Very High	Declined	Good

- Notes:
1. Data values have been suppressed where the number of respondents/students is fewer than 6. Suppression is marked with an asterisk (*).
 2. Participation in the Diploma Examinations was impacted by the COVID-19 pandemic from 2019/20 to 2021/22, including the cancellation of the January 2022 Diploma Exam administration. In the absence of Diploma Exams, achievement level of diploma courses were determined solely by school-awarded marks. School years 2019/20, 2020/21 and 2021/22 are not included in the rolling 3-year average. Caution should be used when interpreting trends over time.
 3. Participation in the Diploma Exams was impacted by wildfires in 2022/23. Caution should be used when interpreting trends over time for the province and those school authorities affected by this event.

Context and comments: Overall Summaries

The summary of results continues to show that Ponoka Christian School students continue to do very well, especially compared to the provincial average. Ponoka Christian School exceeded the Alberta provincial average in every category on the two charts. We improved our “Program of Studies”, “Safe and Caring” and “School Improvement” from the previous year. Overall, the results continue to be positive and serve as a reminder that we need to continue to do our best and strive to adhere to the practices and attitudes that have led to the confidence of our school society.

Assurance Framework

The Assurance framework is about building trust that our education system is meeting the needs of students and enabling their success. The five assurance “domains” we must demonstrate and are responsible for are listed below:

1. Student Growth and Achievement: The ongoing progress of students’ learning relative to identified provincial learning outcomes that enable them to engage intellectually, grow continuously as learners, and demonstrate citizenship.
2. Teaching and Leading: Teachers and leaders apply appropriate knowledge and abilities to make decisions that demonstrate professional practice standards, which result in quality teaching, leading, and optimal learning for all students.

3. Learning Supports: Using resources to create optimal learning environments where diversity is embraced, a sense of belonging is emphasized and all students are welcomed, cared for, respected and safe.
4. Governance: Processes that determine strategic direction, establish policy and manage financial resources.
5. Local and Societal Context: Engagement practices that enable the education system to proactively respond to the learning needs and diverse circumstances of all students.

Domain 1: Student Growth and Achievement

Ponoka Christian School students have done well on provincial achievement exams. The results can be attributed to committed parents, students, and quality teaching. For the 2024-2025 school year, the grade 6 class only wrote the ELA, Math, and Social Studies provincial achievement exams. The grade nine class wrote all four exams. Last year the grade eight class was combined with the grade nine class. Our Education Committee has reviewed the results and we have made a few changes that should help students desire to do their best.

PAT Results Course By Course Summary By Enrolled With Measure Evaluation

		Ponoka Christian Sch Soc						Alberta				
		Achievement	Improvement	Overall	2025		Prev 3 Year Average		2025		Prev 3 Year Average	
Course	Measure				N	%	N	%	N	%	N	%
Social Studies 6	Acceptable Standard	Very High	Maintained	Excellent	29	89.7	30	86.7	50,053	64.1	59,230	67.4
	Standard of Excellence	High	Maintained	Good	29	24.1	30	16.7	50,053	18.5	59,230	18.9
English Language Arts 9	Acceptable Standard	Very High	Maintained	Excellent	11	100.0	12	95.8	59,391	69.8	57,676	70.4
	Standard of Excellence	Low	Maintained	Issue	11	9.1	12	4.2	59,391	11.1	57,676	12.6
K&E English Language Arts 9	Acceptable Standard	n/a	n/a	n/a	n/a	n/a	n/a	n/a	1,469	47.4	1,360	49.9
	Standard of Excellence	n/a	n/a	n/a	n/a	n/a	n/a	n/a	1,469	5.2	1,360	5.6
French Language Arts 9 année	Acceptable Standard	n/a	n/a	n/a	n/a	n/a	n/a	n/a	3,134	75.2	3,262	76.4
	Standard of Excellence	n/a	n/a	n/a	n/a	n/a	n/a	n/a	3,134	9.3	3,262	10.7
Français 9 année	Acceptable Standard	n/a	n/a	n/a	n/a	n/a	n/a	n/a	578	84.8	595	82.3
	Standard of Excellence	n/a	n/a	n/a	n/a	n/a	n/a	n/a	578	16.4	595	21.0
Mathematics 9	Acceptable Standard	Very High	Maintained	Excellent	11	81.8	12	75.0	58,911	51.7	57,012	53.5
	Standard of Excellence	High	Maintained	Good	11	18.2	12	8.3	58,911	14.0	57,012	13.7
K&E Mathematics 9	Acceptable Standard	n/a	n/a	n/a	n/a	n/a	n/a	n/a	1,940	49.7	1,891	52.4
	Standard of Excellence	n/a	n/a	n/a	n/a	n/a	n/a	n/a	1,940	11.0	1,891	10.6
Science 9	Acceptable Standard	Very High	Maintained	Excellent	26	84.6	24	75.0	59,453	68.6	57,692	66.9
	Standard of Excellence	Intermediate	Maintained	Acceptable	26	11.5	24	8.3	59,453	21.1	57,692	20.5
K&E Science 9	Acceptable Standard	n/a	n/a	n/a	n/a	n/a	n/a	n/a	1,454	50.3	1,304	52.6
	Standard of Excellence	n/a	n/a	n/a	n/a	n/a	n/a	n/a	1,454	7.9	1,304	9.9
Social Studies 9	Acceptable Standard	High	Maintained	Good	26	76.9	24	70.8	59,472	60.5	57,717	59.4
	Standard of Excellence	Low	Improved	Acceptable	26	11.5	24	0.0	59,472	17.1	57,717	15.8
K&E Social Studies 9	Acceptable Standard	n/a	n/a	n/a	n/a	n/a	n/a	n/a	1,434	50.3	1,246	50.0
	Standard of Excellence	n/a	n/a	n/a	n/a	n/a	n/a	n/a	1,434	10.6	1,246	10.9

- Notes:
1. Data values have been suppressed where the number of respondents/students is fewer than 6. Suppression is marked with an asterisk (*).
 2. Achievement Evaluation is not calculated for courses that do not have sufficient data available, either due to too few jurisdictions offering the course or because of changes in tests.
 3. Participation in the Provincial Achievement Tests was impacted by the COVID-19 pandemic from 2020/21 to 2021/22. School years 2020/21 and 2021/22 are not included in the rolling 3-year average. Caution should be used when interpreting trends over time.
 4. Participation in the Provincial Achievement Tests was impacted by wildfires in 2022/23 and 2023/24. Caution should be used when interpreting trends over time for the province and those school authorities affected by these events.
 5. Beginning in 2022/23, results for the Grade 6 Provincial Achievement Tests do not include students participating in subjects where the tests were not administered due to new curriculum being piloted or optionally implemented.

Strategies

- Provincial Achievement Exam results are reviewed by administration, teachers, Education Committee, Board of Directors, and are reported at the Fall Society Meeting.
- Teachers will continue to focus on the ECS-Grade Nine reading, writing, and numeracy to ensure student success.
- Ponoka Christian School will be using the Alberta Education literacy and numeracy evaluations for students in grades 1-3. PCS will continue to use “Fountas and Pinnell” assessments for students in grades one through five. Students in grades six through nine will use the “Gates/MacGintie” assessment tool. Grades one through five will have reading assessments completed at the end of each academic term to allow for changes or modifications if needed.
- We will monitor the progress of students that are on Individualized Program Plans (IPP’s).
- Ponoka Christian School will maintain the increased Educational Assistant support in the classrooms to ensure success for all learners.
- PAT Changes
 - Increased communication to parents on importance of exams
 - Increase the weight of grade nine exams from 10% to 25%
 - Move grade nine graduation to the last day of school (After all exams are completed)
 - Increase in-school study time during exam week and offer optional after school exam review for students that want extra support
 - Hire an extra math teacher which allows our school to split apart grade eight and nine math which allows for full teacher attention for grade nine students as well as split apart grade five and six math
- Students are active:
 - 30 min daily physical education
 - Outdoor recess
 - Grade 6-9 are encouraged to participate in extracurricular sports programs
 - Volleyball
 - Cross Country
 - Basketball
 - Badminton
 - Track and Field
- Students advance reconciliation by acquiring and applying foundational knowledge of First Nations, Metis and Inuit experiences using the Alberta program of studies

Student Learning Engagement – Measure Details

The percentage of teachers, parents and students who agree that students are engaged in their learning at school.																							
	Authority										Measure Evaluation			Province									
	2021		2022		2023		2024		2025		Achievement	Improvement	Overall	2021		2022		2023		2024		2025	
	N	%	N	%	N	%	N	%	N	%				N	%	N	%	N	%	N	%	N	%
Overall	86	88.5	109	84.5	115	85.6	109	87.7	118	93.5	Very High	Improved	Excellent	230,956	85.6	249,740	85.1	257,214	84.4	265,079	83.7	269,076	83.9
Parent	13	100.0	32	97.9	27	97.5	30	98.9	32	98.9	Very High	Maintained	Excellent	30,994	89.0	31,694	88.7	31,862	87.3	33,209	86.7	34,444	87.6
Student	64	65.6	68	55.5	80	59.4	71	64.2	77	85.2	Very High	Improved Significantly	Excellent	169,789	71.8	187,102	71.3	193,029	70.9	199,823	69.3	201,089	69.3
Teacher	9	100.0	9	100.0	8	100.0	8	100.0	9	96.3	Intermediate	Maintained	Acceptable	30,173	96.0	30,944	95.5	32,323	95.1	32,047	95.1	33,543	95.0

Notes:

1. Data values have been suppressed where the number of respondents/students is fewer than 6. Suppression is marked with an asterisk (*).
2. The AECA survey was introduced as a pilot in 2020/21, when participation was also impacted by the COVID-19 pandemic. Caution should be used when interpreting trends over time.

Comments on Results

Our overall results have been positive, especially with the student perspective at 85.2%. Our student engagement continued to improve over the past three years. Student responses in the grades 4-6 questions were very favourable to the questions: “Do you like learning language arts?” (95%) and “Do you like learning math?” (82%). Students in grades 7-9 were also very positive with their responses:

- I understand how the language arts I am learning at school is useful to me (97%)
- I understand how the mathematics I am learning at school is useful to me (95%)
- I understand how the science I am learning at school is useful to me (89%)
- I understand how the social studies I am learning at school is useful to me (76%)

We are overall pleased with efforts toward provincial achievement tests. Our teachers have provided excellent reviews and offered extra study time after school. Our students have responded by staying after school for extra practice. We know that we are doing a good job when our students exceed the provincial average on every PAT. The grade six ELA and Math results were not included in accountability documents but our students exceeded the provincial average on acceptable standard ELA, 82.4% compared to 69.1% and Math, 82.4% compared to 52.1%. This shows that we are on the right direction with student learning.

Ponoka Christian School Numeracy Assessment

Assessment Type	Grade	Total # of students assessed	Total # of students identified as requiring additional supports at the beginning of the school year	Total # of students identified as requiring additional supports at the end of the school year
Provincial Numeracy Screening Assessment	1	8	0	0
Provincial Numeracy Screening Assessment	2	17	0	2
Provincial Numeracy Screening Assessment	3	11	1	1

Ponoka Christian School Literacy Assessment

Assessment	Grade	Total # of students assessed	Total # of students identified as requiring additional supports at the beginning of the school year	Total # of students identified as requiring additional supports at the end of the school year
Castles & Coltheart 3	1	8	0	0
LeNS	1	8	0	0
Castles & Coltheart 3	2	17	0	1
LeNS	2	17	0	0
Castles & Coltheart 3	3	11	1	1

Strategies

Ponoka Christian School utilizes data from the Numeracy and Literacy Assessments to assist staff to target learning losses and focus on student achievement. Strategies include:

- Commitment to single grade instruction in Math
- Increased EA support:
 - in class
 - one to one reading
 - individual time with EA to practice specific outcomes
- Parent/Teacher interviews in mid October to assist with any changes in programming
- Teacher consultation with other educators to discuss “best practices” to help in the classroom

Ponoka Christian School Grade Level Reading Percentages (Local Measure)

Percentage of students in grade at grade-level reading		
Grade	Sept 2024	June 2025
1	88%	63%
2	94%	81%
3	80%	80%
4	83%	83%
5	100%	100%
6	100%	100%
7	76%	71%
8	87%	100%
9	100%	100%

Strategies

- Increased small group work or reading
- One to one EA support can be requested for reading
- New students are tested in early September
- Returning students in grades 1-5 are tested in Nov, Mar and June to identify any learning delays
- Grade 6-9 students are tested twice a year until they are identified as post high school
- Students with severe reading delays are referred to Aspire services

First Nations, Metis, and Inuit Students

Ponoka Christian School has a very small population of self-identified First Nations, Metis and Inuit students. Because Alberta Education suppresses all data for populations of 6 or less and therefore there is no data to report for First Nations, Metis, or Inuit students. Our First Nations, Metis, and Inuit students do meet grade level expectations.

Ponoka Christian School strives to provide all students in our school with appropriate knowledge and understanding of various cultures including First Nations, Metis, and Inuit. Our goal is to foster an environment where we are sensitive to the history and challenges First Nations, Metis, and Inuit face, especially because they form an important component of our Canadian heritage and modern society. There is a focus on First Nations, Metis, and Inuit related context in the social studies curriculum. The curriculum will provide background information on FNMI and work to break down stereotypes and cultivate an attitude of love and respect for all cultures including First Nations, Metis and Inuit. This is consistent with the Christian worldview that all people are created equal and in the image of God and therefore worthy of respect and should experience a safe and caring environment. Our grade eight and nine students receive extra teachings through the work of staff from North American Indigenous Ministries and Maskwacis Fellowship.

Professional development opportunities have been and will continue to be made available to our teachers through AISCA and Central Alberta Regional Consortium (CARC).

Ponoka Christian school received \$18.40 from Alberta Education for a First Nations, Métis and Inuit grant. Our First Nations students were not correctly coded in Alberta Education since their residency is on a reserve and funding is through MESAC and not AB Education school finance.

One challenge that independent schools such as ours faces is funding. The Truth and Reconciliation Commission of Canada recommendation #8 states: We call upon the federal government to eliminate the discrepancy in federal education funding for First Nations children being educated on reserves and those First Nation children being educated off reserves.

- All First Nations students that live on a reserve and are enrolled in an independent school are denied special needs funding if they have learning challenges.
- Maskwacis Education Schools Commission (MESAC) provides a lower flat rate for education to independent schools.

- AANDC no longer funds special needs programming.
- Jordan's Principle no longer provides funding for children who struggle in schools.

This impacts students in our area that live in the Maskwic's Community.

Domain 2: Teaching and Leading

Education Quality – Measure Details

Percentage of teachers, parents and students satisfied with the overall quality of basic education.																							
	Authority										Measure Evaluation			Province									
	2021		2022		2023		2024		2025		Achievement	Improvement	Overall	2021		2022		2023		2024		2025	
	N	%	N	%	N	%	N	%	N	%				N	%	N	%	N	%	N	%	N	%
Overall	87	94.0	109	95.9	115	95.1	109	95.4	118	96.4	Very High	Maintained	Excellent	230,814	89.6	249,532	89.0	257,584	88.1	265,643	87.6	269,550	87.7
Parent	13	93.5	32	97.4	27	94.4	30	95.5	32	97.9	Very High	Maintained	Excellent	31,024	86.7	31,728	86.1	31,890	84.4	33,250	83.8	34,466	84.3
Student	65	90.3	68	90.3	80	91.0	71	90.6	77	94.9	Very High	Improved	Excellent	169,589	86.3	186,834	85.9	193,343	85.7	200,322	84.9	201,514	84.8
Teacher	9	98.1	9	100.0	8	100.0	8	100.0	9	96.3	High	Maintained	Good	30,201	95.7	30,970	95.0	32,351	94.4	32,071	93.9	33,570	93.9

- Notes:
1. Data values have been suppressed where the number of respondents/students is fewer than 6. Suppression is marked with an asterisk (*).
 2. The AECA survey was introduced as a pilot in 2020/21, when participation was also impacted by the COVID-19 pandemic. Caution should be used when interpreting trends over time.

Comments on Results

Our results in this domain continue to remain very high. We have been blessed with talented and qualified teachers and staff at Ponoka Christian School. Our student ratings have always been higher than the provincial average. It was great to see the student ratings increase over the previous years.

The overall results have shown that parents, students, and teachers are satisfied with the overall broad program of studies offered at Ponoka Christian School. It is the goal of PCS that our students receive an excellent well-rounded and broad program of studies to prepare them for Central Alberta Christian High School and beyond.

Strategies

- End of term reading comprehension assessments to ensure student growth.
- Continue to partner with Central Alberta Christian High School to access their Industrial Arts building to offer woodworking for students in Grade 8/9.
- Grades 7-9 participate in options courses on Friday afternoons. These classes can include Lego robotics, foods, sports enhancement, leadership, sewing, art, dairy operations, business tours, outdoor education, auto mechanics, etc.
- Ponoka Christian School teachers develop and complete their Teacher Growth Plans adhering to Teaching Quality Standard (TQS) and Leadership Quality Standard (LQS) competencies and indicators.
- Teachers and leaders improve their professional practice through collaborative engagement in processing growth, supervision and evaluation:
 - Teachers and leaders participate in a school start up activity with other Christians schools in August
 - Teachers and leaders participate in PCCE Teachers' Convention
 - Board members participate in PCCE board member training and in the PCCE annual general meeting and workshops held in May

In-Service Jurisdiction Needs– Measure Details

The percentage of teachers reporting that in the past 3-5 years the professional development and in-servicing received from the school authority has been focused, systematic and contributed significantly to their ongoing professional growth.

	Authority										Province												
	2021		2022		2023		2024		2025		Measure Evaluation			2021		2022		2023		2024		2025	
	N	%	N	%	N	%	N	%	N	%	Achievement	Improvement	Overall	N	%	N	%	N	%	N	%	N	%
Overall	8	100	7	94.7	8	82.6	7	100	9	96	Very High	Maintained	Excellent	29,619	84.9	30,280	83.7	31,648	82.2	31,298	81.1	32,856	81.7
Teacher	8	100	7	94.7	8	82.6	7	100	9	96	Very High	Maintained	Excellent	29,619	84.9	30,280	83.7	31,648	82.2	31,298	81.1	32,856	81.7

- Notes:
1. Data values have been suppressed where the number of respondents/students is fewer than 6. Suppression is marked with an asterisk (*).
 2. The AECA survey was introduced as a pilot in 2020/21, when participation was also impacted by the COVID-19 pandemic. Caution should be used when interpreting trends over time.

Comments on Results

We are pleased that our teaching staff felt that their professional development and in-servicing received from the school authority has been focused, systematic and has contributed significantly to their ongoing professional growth.

We will continue to seek out high quality professional development. Our school remains committed to sending our teachers to the Prairie Centre for Christian Education’s teacher convention. Teachers have also participated in the Association of Independent Schools and Colleges (AISCA) convention. Our teachers also find learning opportunities through CARC (Central Alberta Regional Consortium). One challenge with professional development through CARC is the transition from all day courses to afterschool online courses. Many teachers find this a challenge when they coach sports or have had a busy day of instruction and committing to afterschool learning when they still have marking and planning.

Our staff continue the practice of reading through a professional development book each year and the teachers participate in monthly staff meetings which encourage discussions on student needs and trends.

Professional Growth Plans adhering to TQS and LQS competencies and indicators are submitted and reviewed by administration by the end of September. Teachers will review their Growth Plans with administration during the year and at the end of the school year.

Ponoka Christian School has spent much Professional Development focus on Celebration of Learning and the use of storyboards. Our staff has had training sessions by PCCE, observed how other schools have done theirs and have been coached by our TfT in school leaders.

Domain 3: Learning Support

Welcoming, Caring, Respectful and Safe Learning Environments – Measure Details

The percentage of teachers, parents and students who agree that their learning environments are welcoming, caring, respectful and safe.																							
	Authority										Measure Evaluation			Province									
	2021		2022		2023		2024		2025		Achievement	Improvement	Overall	2021		2022		2023		2024		2025	
	N	%	N	%	N	%	N	%	N	%				N	%	N	%	N	%	N	%	N	%
Overall	87	95.7	109	97.2	115	95.5	109	95.8	118	97.2	Very High	Maintained	Excellent	231,091	87.8	249,941	86.1	257,391	84.7	265,321	84.0	269,282	84.4
Parent	13	100.0	32	100.0	27	98.1	30	96.3	32	96.1	Very High	Maintained	Excellent	30,980	88.2	31,715	86.9	31,885	85.6	33,232	85.3	34,452	85.2
Student	65	90.4	68	91.5	80	90.3	71	91.2	77	97.1	Very High	Improved	Excellent	169,900	79.8	187,258	77.7	193,156	76.6	200,020	75.2	201,268	75.7
Teacher	9	96.8	9	100.0	8	98.2	8	100.0	9	98.4	Very High	Maintained	Excellent	30,211	95.3	30,968	93.6	32,350	92.0	32,069	91.6	33,562	92.3

- Notes:
- Data values have been suppressed where the number of respondents/students is fewer than 6. Suppression is marked with an asterisk (*).
 - The AECA survey was introduced as a pilot in 2020/21, when participation was also impacted by the COVID-19 pandemic. Caution should be used when interpreting trends over time.

Access to Supports & Services – Measure Details

The percentage of teachers, parents and students who agree that students have access to the appropriate supports and services at school.																							
	Authority										Measure Evaluation			Province									
	2021		2022		2023		2024		2025		Achievement	Improvement	Overall	2021		2022		2023		2024		2025	
	N	%	N	%	N	%	N	%	N	%				N	%	N	%	N	%	N	%	N	%
Overall	87	92.2	109	94.3	115	92.6	109	95.3	118	93.0	Very High	Maintained	Excellent	230,761	82.6	249,570	81.6	256,994	80.6	264,733	79.9	268,786	80.1
Parent	13	96.8	32	100.0	27	97.7	30	97.3	32	92.9	Very High	Declined	Good	30,936	78.9	31,684	77.4	31,847	75.7	33,177	75.4	34,400	75.5
Student	65	84.2	68	89.6	80	88.0	71	93.8	77	95.6	Very High	Improved	Excellent	169,631	80.2	186,935	80.1	192,805	79.9	199,516	78.7	200,841	78.7
Teacher	9	95.5	9	93.3	8	92.3	8	94.9	9	90.5	High	Maintained	Good	30,194	88.7	30,951	87.3	32,342	86.2	32,040	85.6	33,545	86.0

- Notes:
- Data values have been suppressed where the number of respondents/students is fewer than 6. Suppression is marked with an asterisk (*).
 - The AECA survey was introduced as a pilot in 2020/21, when participation was also impacted by the COVID-19 pandemic. Caution should be used when interpreting trends over time.

Comments on Results

Our performance measures in both categories and for all respondent groups relating to Learning Supports are extremely positive and further strengthens the results when compared to the Alberta provincial average. As a Christian school, we believe that everyone has been created in the image of God and should be treated with respect and dignity. Our school is committed to promoting positive behaviour that reflects Biblical values. Students are encouraged to follow the Biblical instruction found in Matthew 22:37-39: Jesus replied: “Love the Lord your God with all your heart and with all your soul and with all your mind.’ This is your first and greatest commandment. And the second is like it: ‘Love your neighbor as yourself.’”

Ponoka Christian School strives to find supports for the students that may have some learning delays. Ponoka Christian School uses Aspire Services in Red Deer (as contracted through AISCA). Aspire Services provides speech therapy, occupational therapy and other consultation services. Ponoka Christian School also uses Randall Symes (Edmonton) for Psychological assessments. One challenge that our school has is not having an inclusive education teacher on staff. We have reached out to Aspire and other schools when we need assistance.

Strategies

- Students' academic progress is monitored very closely during the school year. This includes parent/teacher conferences in October and March. Teachers or parents can request a meeting at any time of the year.
- Reading assessments (including comprehension) are done three times during the school year.
 - Teachers in grades two through five also perform a reading test in November, March, and June.
 - Grades six - nine are completed in September and reassessed as needed for students that are below grade level.
- Alberta Education Literacy and Numeracy assessments are completed in September.
- Schonnel Spelling tests are assessed in September and May.
- Extra students supports (Speech, Occupational therapy) are evaluated by Aspire Services in Red Deer and provide additional supports as needed.
- The extra work of the teachers and educational assistants over the last few years with regular assessments and targeted intervention are reflected in the results. Because of this, Ponoka Christian School students are well on their way to being successful in Numeracy and Literacy. Teachers have emphasized these.
- Safe and Caring attitudes are taught in school chapels and daily classroom devotionals.
- Students are encouraged to engage in community service activities (Rising Sun Clubhouse, Missions Thrift Store, Stepping Stones, etc.)
- Junior High students have participated in leadership activities (options courses).
- Ponoka Christian School strives to provide meaningful educational opportunities delivered from a Christian perspective for every student and is committed to an inclusive educational environment.

Domain 4: Governance

Parental Involvement – Measure Details

Percentage of teachers and parents satisfied with parental involvement in decisions about their child's education.																							
	Authority										Measure Evaluation			Province									
	2021		2022		2023		2024		2025		Achievement	Improvement	Overall	2021		2022		2023		2024		2025	
	N	%	N	%	N	%	N	%	N	%				N	%	N	%	N	%	N	%	N	%
Overall	22	97.0	41	100.0	35	100.0	38	99.0	41	98.8	Very High	Maintained	Excellent	60,919	79.5	62,412	78.8	63,935	79.1	64,949	79.5	67,669	80.0
Parent	13	98.5	32	100.0	27	100.0	30	98.0	32	97.5	Very High	Maintained	Excellent	30,886	72.2	31,598	72.3	31,720	72.5	33,070	74.4	34,316	75.6
Teacher	9	95.5	9	100.0	8	100.0	8	100.0	9	100.0	Very High	Maintained	Excellent	30,033	86.8	30,814	85.2	32,215	85.7	31,879	84.6	33,353	84.3

- Notes:
1. Data values have been suppressed where the number of respondents/students is fewer than 6. Suppression is marked with an asterisk (*).
 2. The AECA survey was introduced as a pilot in 2020/21, when participation was also impacted by the COVID-19 pandemic. Caution should be used when interpreting trends over time.

Comments on Results

Parental involvement continues to be a strength of Ponoka Christian School. Parents have opportunities to serve on many school committees, coaching, volunteering in classrooms, and serving on the Board of Directors. Committee involvement can include the following committees: facilities, transportation, finance, education, development, library, special events, hot lunch, and Fundraising.

Parents often attend all school chapels, parent/teacher conferences, two society meetings, Thanksgiving Dinner fundraiser, Christmas concert, school fundraising auction, school ski trip grade nine graduation, classroom field trips, and afternoon all-school skating.

The results of the Alberta Education Assurance Measure results are communicated to teachers, members of the education committee, and Board of Directors. The results are also shared with parents at the November society meeting. Parents are updated with the Educational Plan at the May Society Meeting. Both meetings are well attended by our school parents.

Parents are highly satisfied with parental involvement at Ponoka Christian School. This corresponds with our mission statement, "Educating our Children Together with Home and Church to know the Lordship of Christ." Parental involvement and feedback are welcomed and Encouraged.

Junior high options classes can be challenging for small schools such as ours. We have been blessed with our parents and grandparents who are willing to share their talents and abilities with students in grades seven to nine. Some of our excellent programs include dairy farming, auto mechanics, sewing, foods, and art.

Domain 5: School Priorities

Fall 2025 Supplemental Alberta Education and Childcare Assurance Measures – Overall Summary

Measure	Ponoka Christian Sch Soc			Alberta			Measure Evaluation		
	Current Result	Prev Year Result	Prev 3 Year Average	Current Result	Prev Year Result	Prev 3 Year Average	Achievement	Improvement	Overall
Diploma Exam Participation Rate (4+ Exams)	n/a	n/a	n/a	54.5	52.7	52.7	n/a	n/a	n/a
Drop Out Rate	0.0	*	0.0	2.4	2.5	2.4	Very High	Maintained	Excellent
In-Service Jurisdiction Needs	96.0	100.0	92.4	81.7	81.1	82.3	Very High	Maintained	Excellent
Lifelong Learning	91.7	98.8	99.6	80.8	79.9	80.4	Very High	Declined	Good
Program of Studies	91.9	89.9	83.8	83.0	82.8	82.9	Very High	Improved	Excellent
Program of Studies - At Risk Students	92.5	93.9	93.5	80.5	80.6	81.2	Very High	Maintained	Excellent
Rutherford Scholarship Eligibility Rate	n/a	n/a	n/a	69.4	70.7	70.9	n/a	n/a	n/a
Safe and Caring	97.3	96.5	96.9	87.3	87.1	87.8	Very High	Maintained	Excellent
Satisfaction with Program Access	93.5	94.0	89.2	72.1	71.9	72.5	Very High	Improved	Excellent
School Improvement	99.8	95.5	96.0	76.6	75.8	75.1	Very High	Improved Significantly	Excellent
Transition Rate (6 yr)	n/a	n/a	n/a	59.9	60.1	60.0	n/a	n/a	n/a
Work Preparation	92.0	98.2	99.4	83.7	82.8	83.6	Very High	Declined	Good

- Notes:
1. Data values have been suppressed where the number of respondents/students is fewer than 6. Suppression is marked with an asterisk (*).
 2. Participation in the Diploma Examinations was impacted by the COVID-19 pandemic from 2019/20 to 2021/22, including the cancellation of the January 2022 Diploma Exam administration. In the absence of Diploma Exams, achievement level of diploma courses were determined solely by school-awarded marks. School years 2019/20, 2020/21 and 2021/22 are not included in the rolling 3-year average. Caution should be used when interpreting trends over time.
 3. Participation in the Diploma Exams was impacted by wildfires in 2022/23. Caution should be used when interpreting trends over time for the province and those school authorities affected by this event.

Safe and Caring – Measure Details

Percentage of teacher, parent and student agreement that: students are safe at school, are learning the importance of caring for others, are learning respect for others and are treated fairly in school.

	Authority										Measure Evaluation			Province									
	2021		2022		2023		2024		2025		Achievement	Improvement	Overall	2021		2022		2023		2024		2025	
	N	%	N	%	N	%	N	%	N	%				N	%	N	%	N	%	N	%	N	%
Overall	87	97.1	109	97.6	115	96.7	109	96.5	118	97.3	Very High	Maintained	Excellent	230,987	90.0	249,835	88.8	257,278	87.5	265,150	87.1	269,159	87.3
Parent	13	100.0	32	100.0	27	98.5	30	96.7	32	96.9	Very High	Maintained	Excellent	30,969	90.5	31,707	89.5	31,879	88.1	33,225	88.0	34,446	87.9
Student	65	91.2	68	92.7	80	91.7	71	92.8	77	97.4	Very High	Improved	Excellent	169,813	84.0	187,165	82.5	193,049	81.5	199,865	80.4	201,157	80.6
Teacher	9	100.0	9	100.0	8	100.0	8	100.0	9	97.7	Very High	Maintained	Excellent	30,205	95.4	30,963	94.3	32,350	93.0	32,060	92.9	33,556	93.4

- Notes:
1. Data values have been suppressed where the number of respondents/students is fewer than 6. Suppression is marked with an asterisk (*).
 2. The AECA survey was introduced as a pilot in 2020/21, when participation was also impacted by the COVID-19 pandemic. Caution should be used when interpreting trends over time.

Citizenship – Measure Details

Percentage of teachers, parents and students who are satisfied that students model the characteristics of active citizenship.																							
	Authority										Measure Evaluation			Province									
	2021		2022		2023		2024		2025		Achievement	Improvement	Overall	2021		2022		2023		2024		2025	
	N	%	N	%	N	%	N	%	N	%				N	%	N	%	N	%	N	%	N	%
Overall	87	94.1	109	94.9	115	95.2	109	95.4	118	96.4	Very High	Maintained	Excellent	230,843	83.2	249,770	81.4	257,231	80.3	265,100	79.4	269,117	79.8
Parent	13	100.0	32	99.4	27	98.5	30	96.0	32	95.6	Very High	Maintained	Excellent	30,905	81.4	31,689	80.4	31,869	79.4	33,217	78.7	34,441	78.6
Student	65	86.8	68	89.7	80	89.5	71	90.1	77	93.4	Very High	Maintained	Excellent	169,741	74.1	187,120	72.1	193,015	71.3	199,816	69.6	201,119	70.3
Teacher	9	95.6	9	95.6	8	97.5	8	100.0	9	100.0	Very High	Maintained	Excellent	30,197	94.1	30,961	91.7	32,347	90.3	32,067	89.8	33,557	90.5

- Notes:
1. Data values have been suppressed where the number of respondents/students is fewer than 6. Suppression is marked with an asterisk (*).
 2. The AECA survey was introduced as a pilot in 2020/21, when participation was also impacted by the COVID-19 pandemic. Caution should be used when interpreting trends over time.
 3. The Citizenship measure was adjusted to reflect the introduction of the new AECA survey measures in 2020/21. Caution should be used when interpreting trends over time.

Comment on Results

Our “Safe and Caring” results improved to 97.3% compared to the Alberta provincial average of 87.3% which shows that we have excellent statistics in this measure. Last year our school focused on the Teaching for Transformation (TfT) themes of: Idolatry Discerner, Image Reflector, Beauty Creator, Creation Enjoyer, and Community Builder. Our school has a retired minister who volunteers as our school chaplain. Our school chaplain assists with chapel planning and comes into the classrooms for an “Ask the Pastor” session that allows students to ask questions that they may wonder about. These sessions are very popular with the students. We also invite guest ministers to speak at school assemblies.

Ponoka Christian School continues to make professional development focusing on “Teaching for Transformation” with the assistance of Prairie Centre for Christian Education. Last year, our school sent the vice principal to a TfT coaching conference so he can learn techniques to assist staff with the TfT model. PCS hosted a Celebration of Learning afternoon where students could share with family and friends what they were learning.

English as an Additional Language (EAL) - During the 2024-2025 school year there were no English Language Learner students enrolled at Ponoka Christian School.

Other Local Goals

Timelines and Communication

Ponoka Christian School’s Alberta Education Zone Director will be emailed a notice that will include the web link to the Annual Education Results Report (AERR). The Education Committee will review the AERR, and the Board of Directors will approve the AERR in November. It will be posted on the school’s website by November 30, 2024. Parents will be notified that it is on the website in the December newsletter.

Whistleblower Protection

Ponoka Christian School is committed to providing students with the best possible quality learning opportunities in a safe and caring environment characterized by behaviour consistent with the school's stated moral and ethical beliefs. In this context, the school's governing board and principal, teachers and other employees, parents, and their children, and members of the supporting school community must be assured that their concern about any wrongdoing will be taken seriously in the best interest of the school and all members of its community.

Teachers and other employees have the right and obligation to report any wrongdoing. Ponoka Christian School commits that any disclosure in good faith will be protected against reprisal or other detrimental impacts within the power of the school. A copy of Ponoka Christian School's whistleblower policy and procedures is available in the office, staff handbook, and the Board of Directors Governance Guide. In 2024-2025 this policy was not put into action, as there were no cases where wrong-doing or alleged wrong-doing was reported or disclosed.

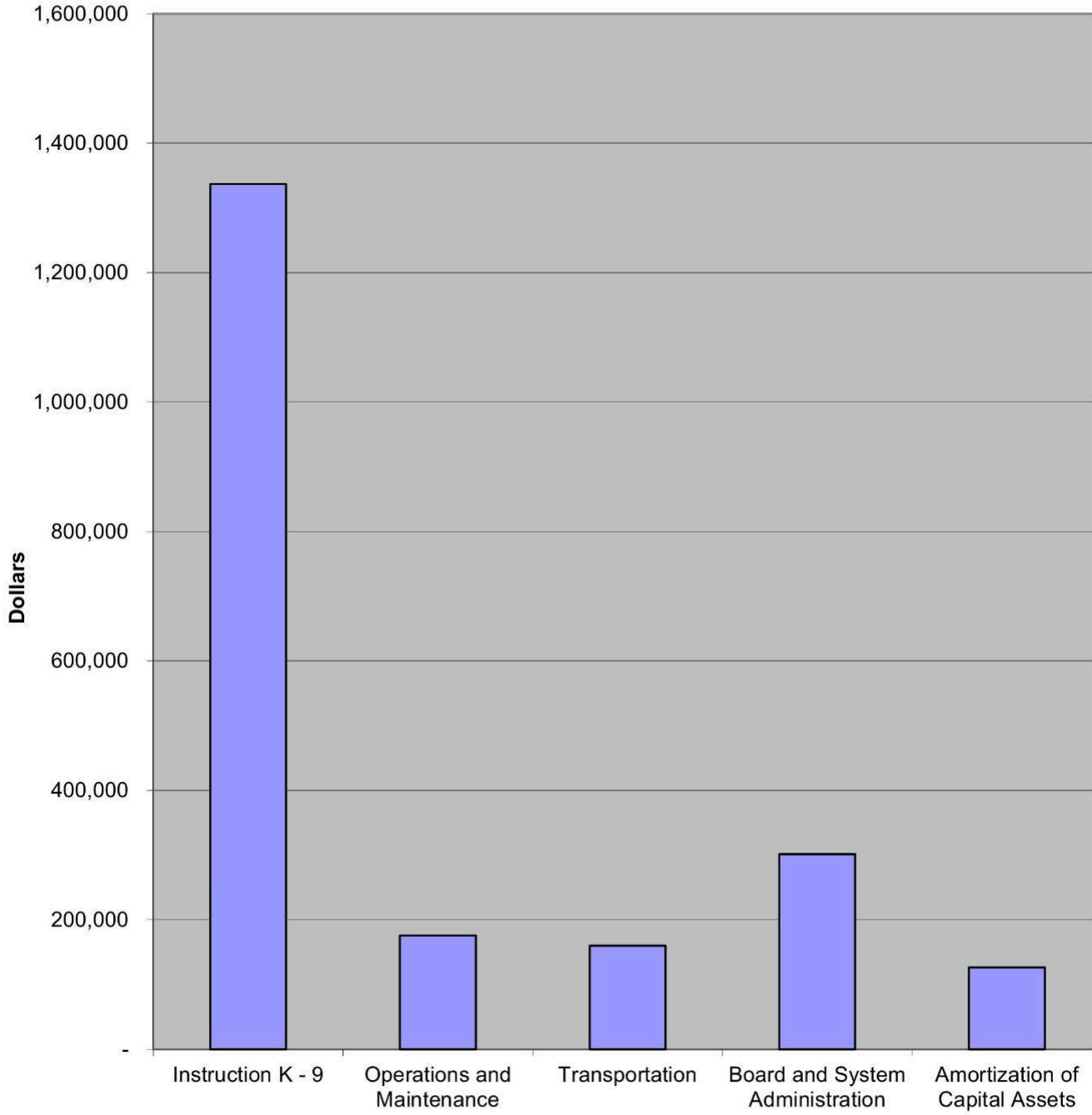
Closing Remarks

Ponoka Christian School will continue to cultivate a model of education which is a shared responsibility between home, school, and church. Teachers, parents, and students reflect a very positive attitude for our school and the PAT results from our grade six and nine students show that our students have done very well. The following benchmarks highlight some of the successes as a school:

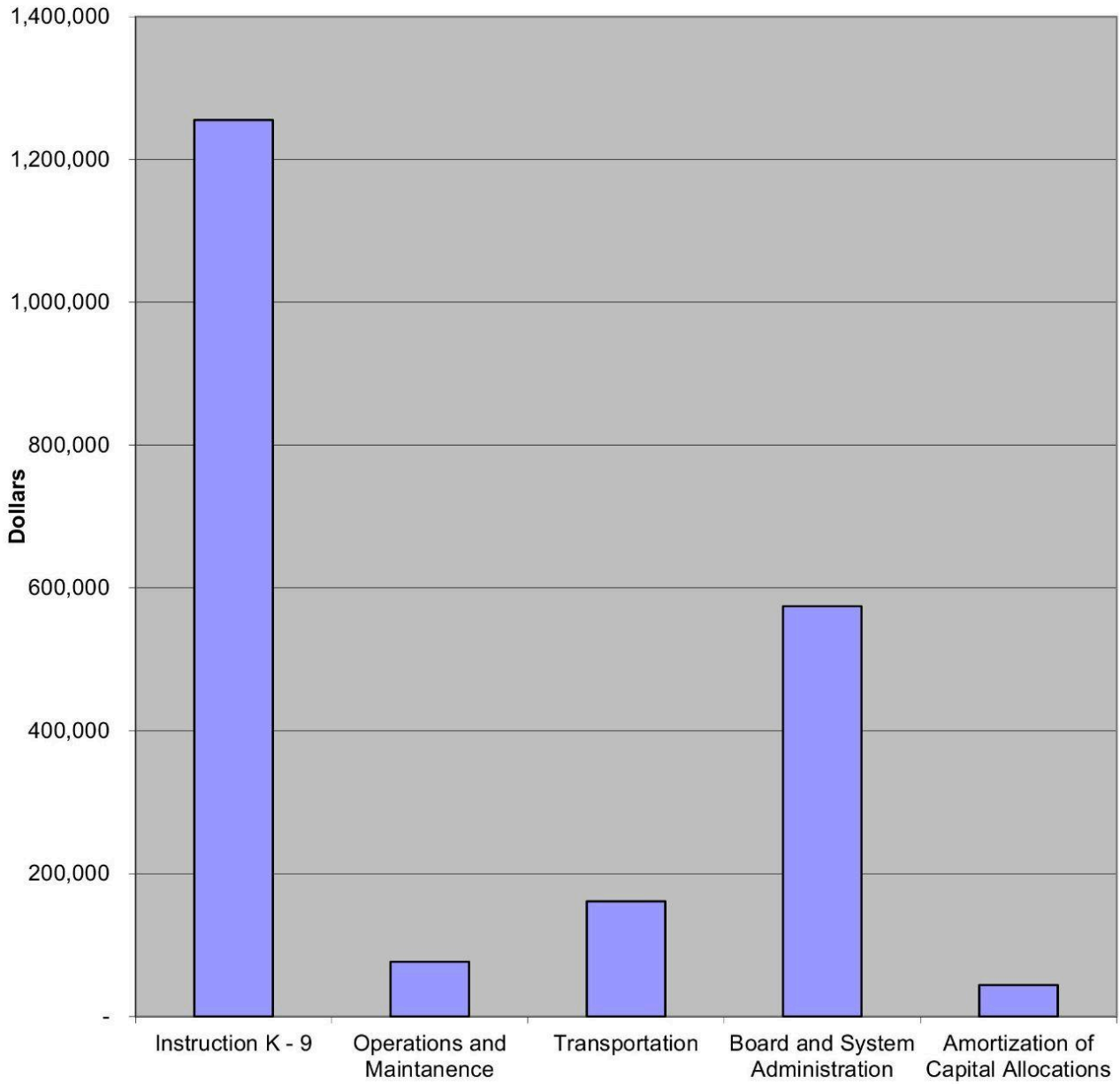
- Parents continue to be satisfied with the quality of education their child is receiving (very satisfied 84%, satisfied 16% for a total of 100%).
- Students in grades 4-6 responded to the question: "Do you think your school is: 74% very good and 26% good.
- Students in grades 7-9 responded to the same question with 45% very good and 55% good.
- Students in grades 4-6 responded to the question: "Are you proud of your school?" and gave a 100% yes response.
- Students in grades 7-9 responded to the statement: "I am proud of my school" with 97% strongly agree/agree.
- Students in grades 7-9 responded to the statement: "I would recommend my school to a friend" with 100% strongly agree/agree.

Our results from the Alberta Education surveys reflect a safe, welcoming and caring learning environment for our students.

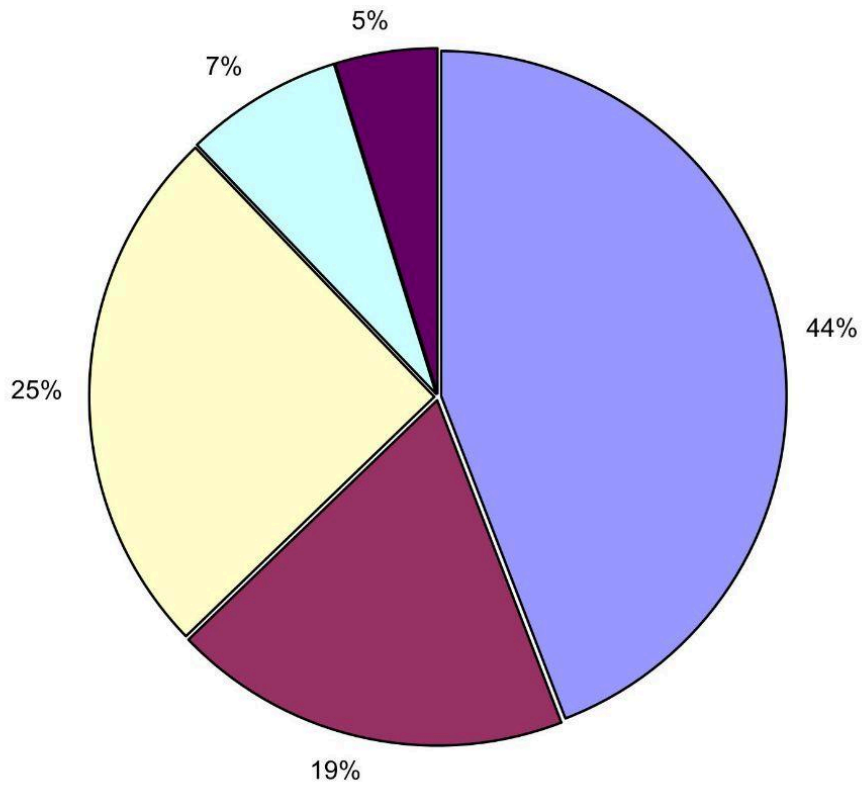
PCS Audited Expenses 2045-2025



PCS Audited Revenue 2024-2025



PCS Audited Revenue 2024-2025



PCS Information from Audit 2024/2025 (Summary)

		%
Instruction K - 9	1,337,021	63.6
Operations and Maintenance	175,887	8.4
Transportation	160,102	7.6
Board and System Administration	301,680	14.4
Amortization of Capital Assets	126,549	6.0
Total Expenses	2,101,239	100

		%
Instruction K - 9	1,255,248	59.5
Operations and Maintenance	76,553	3.6
Transportation	160,941	7.6
Board and System Administration	574,397	27.2
Amortization of Capital Allocations	43,867	2.1
Total Revenue	2,111,006	100

		%
Government Grants	931,892	44.1
Tuition Fees	393,927	18.7
Donations & Memberships	527,984	25.0
School Generated Funds	156,175	7.4
Other Revenue	101,028	4.8
Total Revenue	2,111,006	100

A copy of the Audit Report 2024 - 2025 is available at the school office for viewing

Please contact Ponoka Christian School for additional financial information

PCS Information from Audit 2024/2025 (Detail)

Instruction Grades 1 to 9	928,391
Board and System Administration	301,680
Operations and Maintenance	175,887
Early Childhood Services	69,216
Transportation	160,102
School Generated Funds	339,414
Amortization of Capital Assets	126,549
Total Expenses	2,101,239

Instruction Grades 1 to 9	1,038,358
Board and System Administration	574,397
Operations and Maintenance	76,553
Early Childhood Services	60,715
Transportation	160,941
School Generated Funds	156,175
Amortization of Capital Allocations	43,867
Total Revenue	2,111,006

Alberta Government Grants	918,474
Federal Government Grants	13,418
Tuition Fees	393,927
Donations & Memberships	527,984
School Generated Funds	156,175
Amortization of Capital Allocations	43,867
Interest on Investments	7,436
Miscellaneous Income	49,725
Total Revenue	2,111,006